

MODEL: 8D-AGM
VOLTAGE: 12
DIMENSIONS: Inches (mm)
BATTERY: VRLA AGM
COLOR: Black (case/cover)
MATERIAL: ABS
WATERING SYSTEM: N/A



PRODUCT SPECIFICATIONS

BCI GROUP SIZE	TYPE	CAPACITY ^A Minutes @25 Amps	CRANKING Performance		CAPACITY ^B Amp-Hours (AH)				ENERGY (kWh) 100-Hr Rate	TERMINAL Type ^G	DIMENSIONS ^C Inches (mm)			WEIGHT lbs. (kg)
			C.C.A. ^D @0°F	C.A. ^E @32°F	5-Hr Rate	10-Hr Rate	20-Hr Rate	100-Hr Rate			Length	Width	Height ^F	
12 VOLT DUAL PURPOSE AGM BATTERY														
8D	8D-AGM	460	1450	1850	179	210	230	254	3.05	6	20.47 (520)	10.64 (270)	9.08 (231)	167 (76)

- A. The number of minutes a battery can deliver when discharged at a constant rate at 80°F (27°C) and maintain a voltage above 1.75 V/cell. Capacities are based on peak performance.
 - B. The amount of amp-hours (AH) a battery can deliver when discharged at a constant rate at 77°F (25°C) for AGM Lines and maintain a voltage above 1.75 V/cell. Capacities are based on peak performance.
 - C. Dimensions are based on nominal size. Dimensions may vary depending on type of handle or terminal. Batteries to be mounted with .5 inches (12.7 mm) spacing minimum.
 - D. C.C.A. (Cold Cranking Amps) - the discharge load in amperes which a new, fully charged battery can maintain for 30 seconds at 0°F at a voltage above 1.2 V/cell.
 - E. C.A. (Cranking Amps) - the discharge load in amperes which a new, fully charged battery can maintain for 30 seconds at 32°F at a voltage above 1.2 V/cell. This is sometimes referred to as marine cranking amps @ 32°F or M.C.A. @ 32°F.
 - F. Dimensions taken from bottom of the battery to the highest point on the battery. Heights may vary depending on type of terminal.
 - G. Terminal images are representative only.
- Trojan's battery testing procedures adhere to both BCI and IEC test standards.

CHARGING INSTRUCTIONS

CHARGER VOLTAGE SETTINGS (AT 77°F/25°C)

System Voltage	12V	24V	36V	48V
Daily Charge	14.1 – 14.7	28.2 – 29.4	42.3 – 44.1	56.4 – 58.8
Float	13.5	27	40.5	54

Do not install or charge batteries in a sealed or non-ventilated compartment. Constant under or overcharging will damage the battery and shorten its life as with any battery.

CHARGING TEMPERATURE COMPENSATION

.028 VPC for every 10°F (5.55°C) above or below 77°F (25°C) (add .028 VPC for every 10°F (5.55°C) below 77°F and subtract .028 VPC for every 10°C above 77°F).

OPERATIONAL DATA

Operating Temperature	Self Discharge
-4°F to 131°F (-20°C to +55°C). At temperatures below 32°F (0°C) maintain a state of charge greater than 60%.	Less than 3% per month depending on storage temperature conditions.

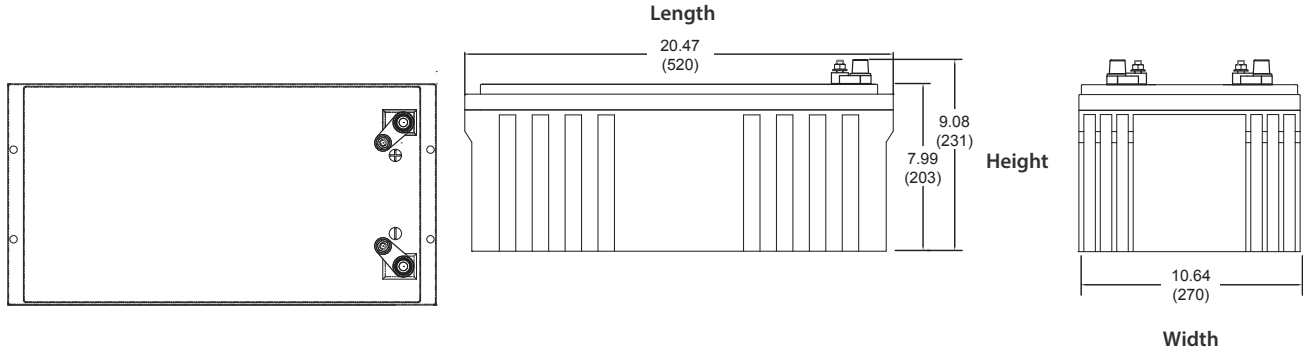
TERMINAL CONFIGURATIONS

6	DT	Automotive Post & Stud Terminal
		<i>Terminal Height Inches (mm)</i> .79 (20) <i>Torque Values in-lb (Nm)</i> Bolt: 95 – 105 (11 – 12) AP: 50 – 70 (6 – 8) <i>Bolt Size</i> 5/16 – 18

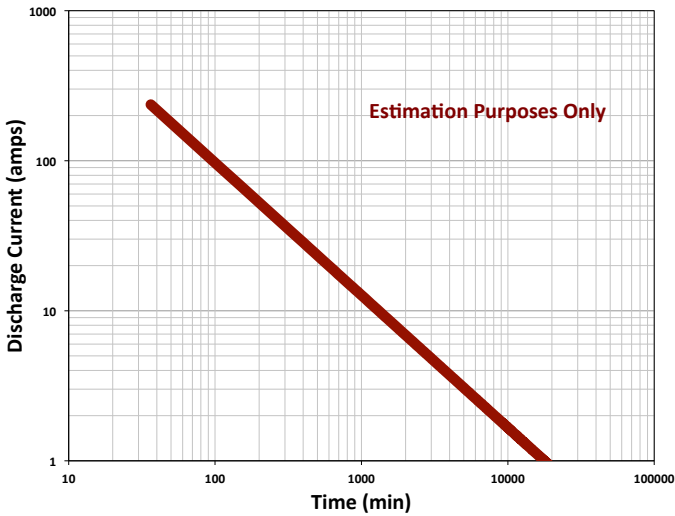


8D-AGM DATA SHEET

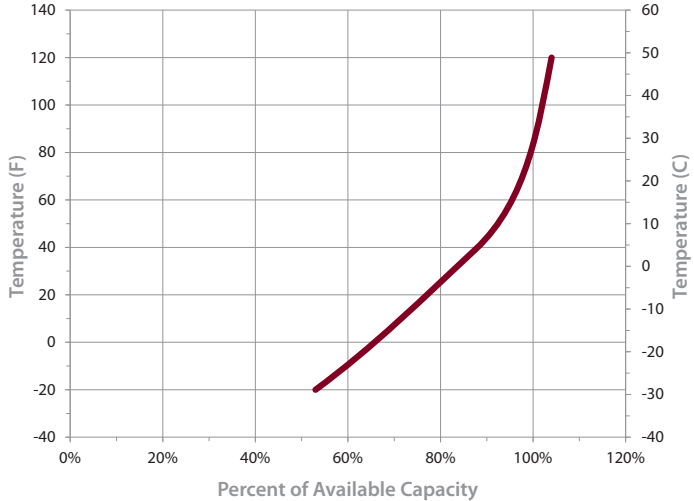
BATTERY DIMENSIONS (shown with DT)



TROJAN 8D-AGM PERFORMANCE



PERCENT CAPACITY VS. TEMPERATURE



TROJAN BATTERY COMPANY WITH QUALITY SYSTEM CERTIFIED BY DNV = ISO 9001:2008 =



Trojan batteries are available worldwide through Trojan's Master Distributor Network. We offer outstanding technical support, provided by full-time application engineers.

For a Trojan Master Distributor near you, call 800.423.6569 or + 1.562.236.3000 or visit www.trojanbattery.com

12380 Clark Street, Santa Fe Springs, CA 90670 • USA